



Common risk factors for children, young people and families at risk of poor outcomes

Heather Eyre – Research and Information Manager, Education Leeds

Children Leeds

the Leeds Initiative

Local partnerships making things happen

Introduction

- CYPP half year review identified 5 areas where outcomes targets most at risk.
- All partners contributed to review, areas agreed by Integrated Strategic Commissioning Board:
 - Under 18 conception
 - Poor outcomes at Key Stage 3
 - Attendance and persistent absence
 - Numbers of Looked After Children (LAC)
 - Timeliness of Reviews for LAC
- Continuation of trend of a persistent cluster of poor outcomes for young people in Leeds
- Board request more information on 'common factors' underpinning these poor outcomes





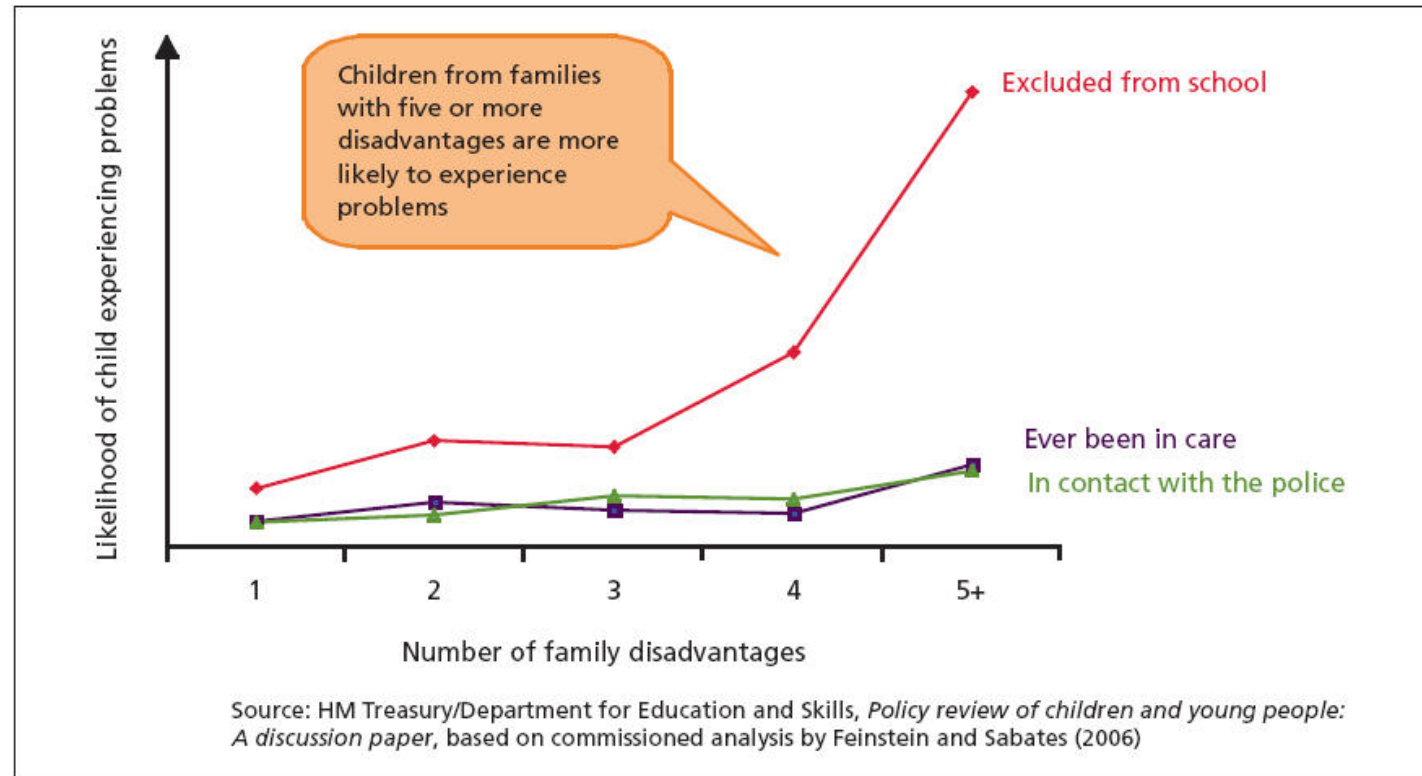
Methodology

- Existing research
- Data collection and matching of cohorts
- Analyse commonality of cohorts
- Investigate common factors and characteristics



National Research

Figure 5. Likelihood of poor child outcomes at age 14 by number of family disadvantages



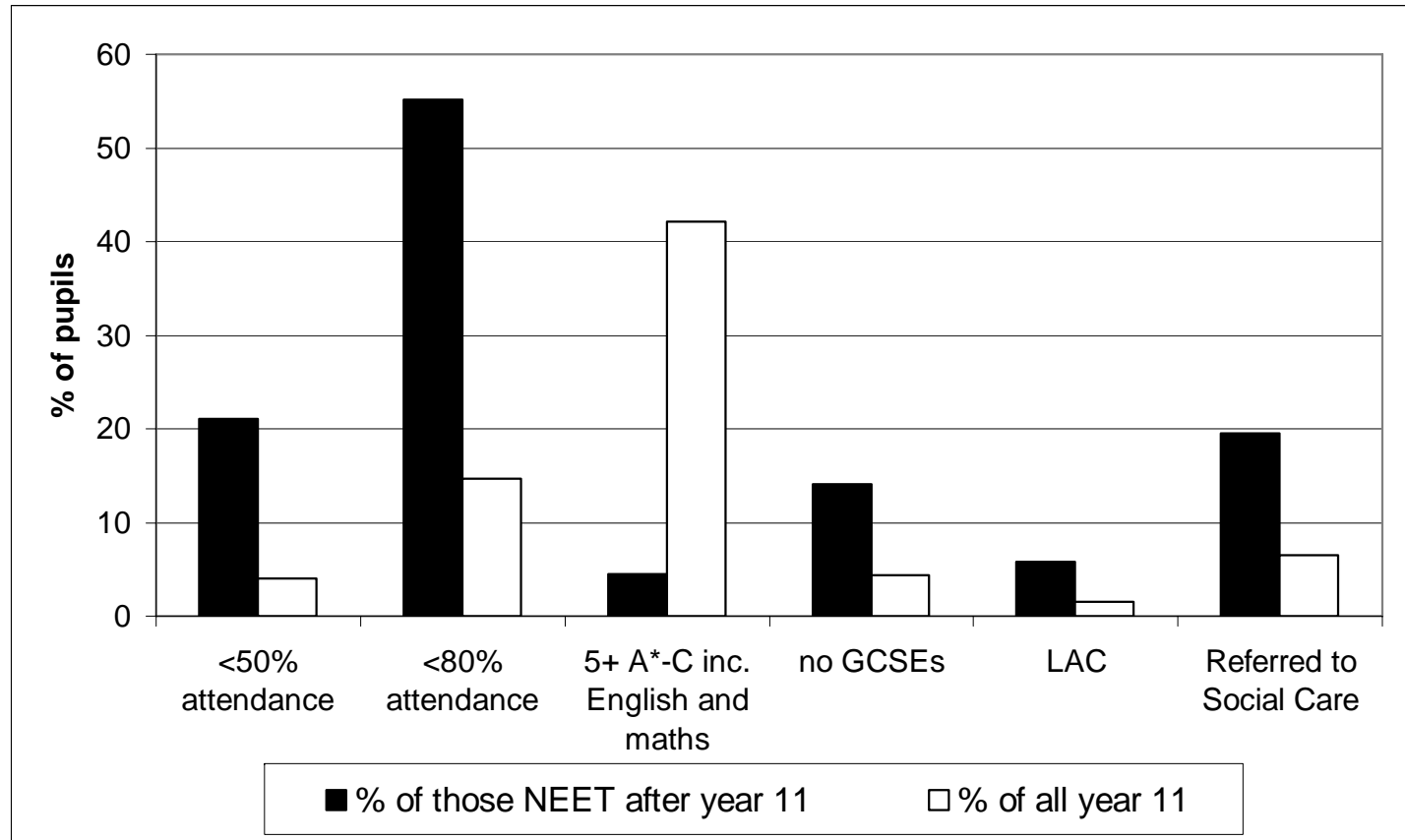


National Research

- Risk Factors from Policy Review
 - No parent in family is in work
 - Family lives in poor quality or overcrowded housing
 - No parent has any qualifications
 - Mother has mental health problems
 - At least one parent has long-standing illness, disability or infirmity
 - Family has low income
 - Family cannot afford a number of food and clothing items

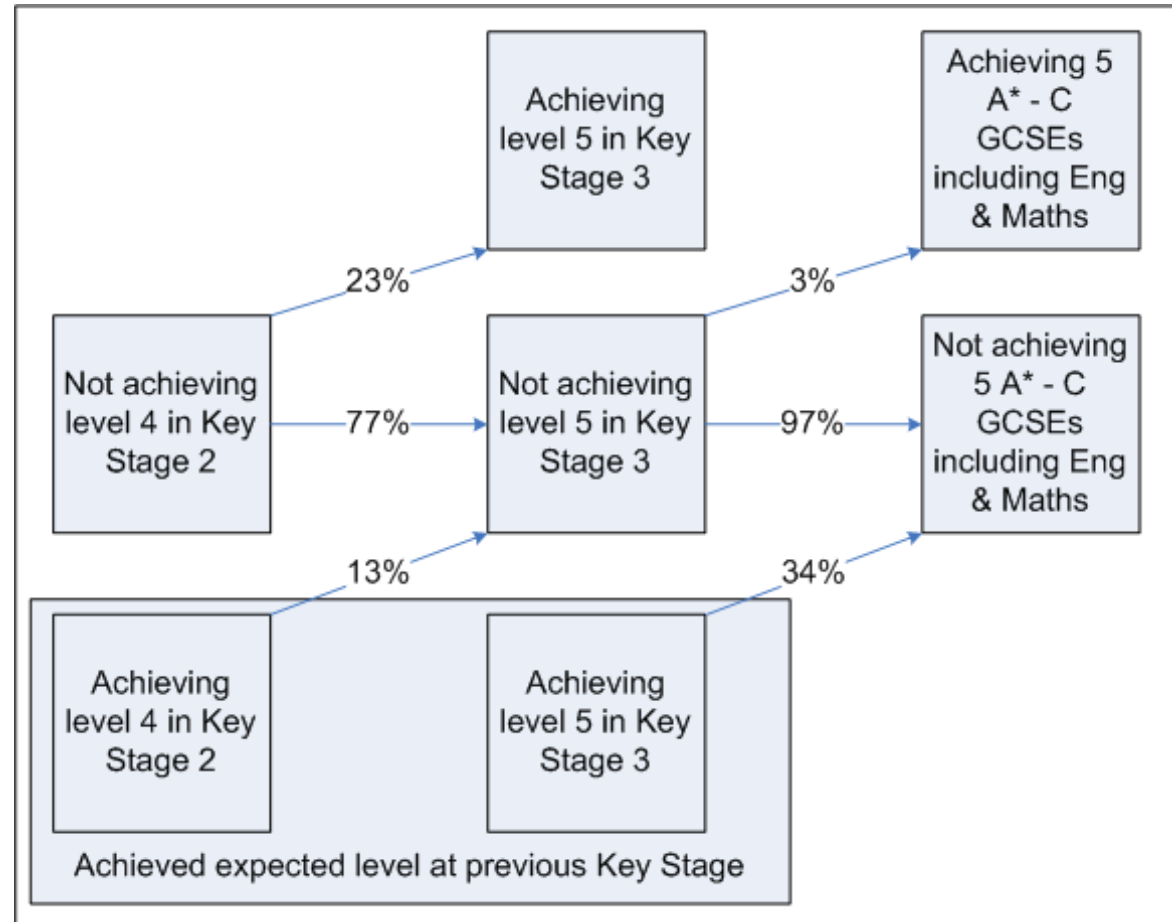


Commonality of cohorts: NEET



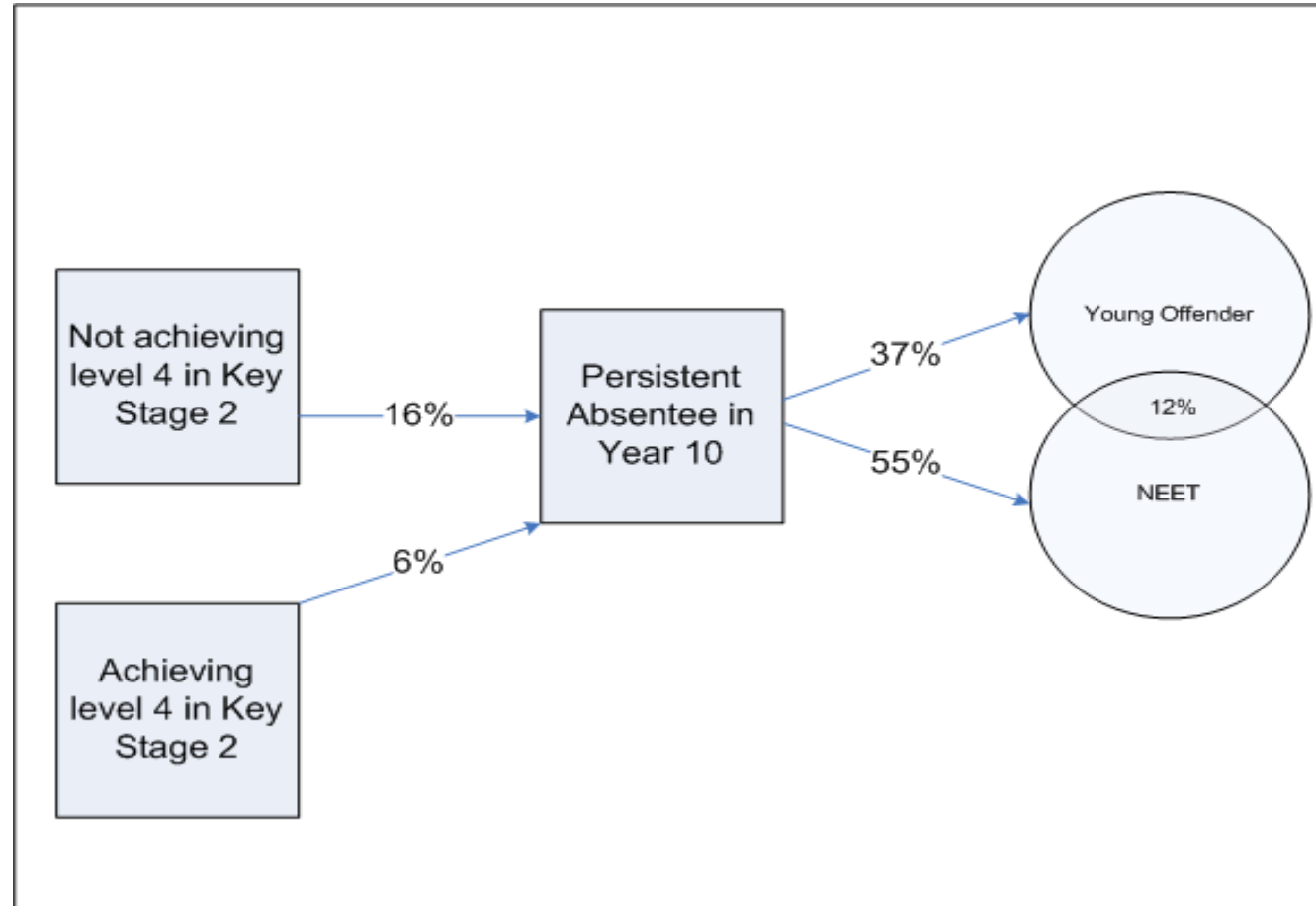


Path to poor outcomes at Key Stage 4





The path to disengagement





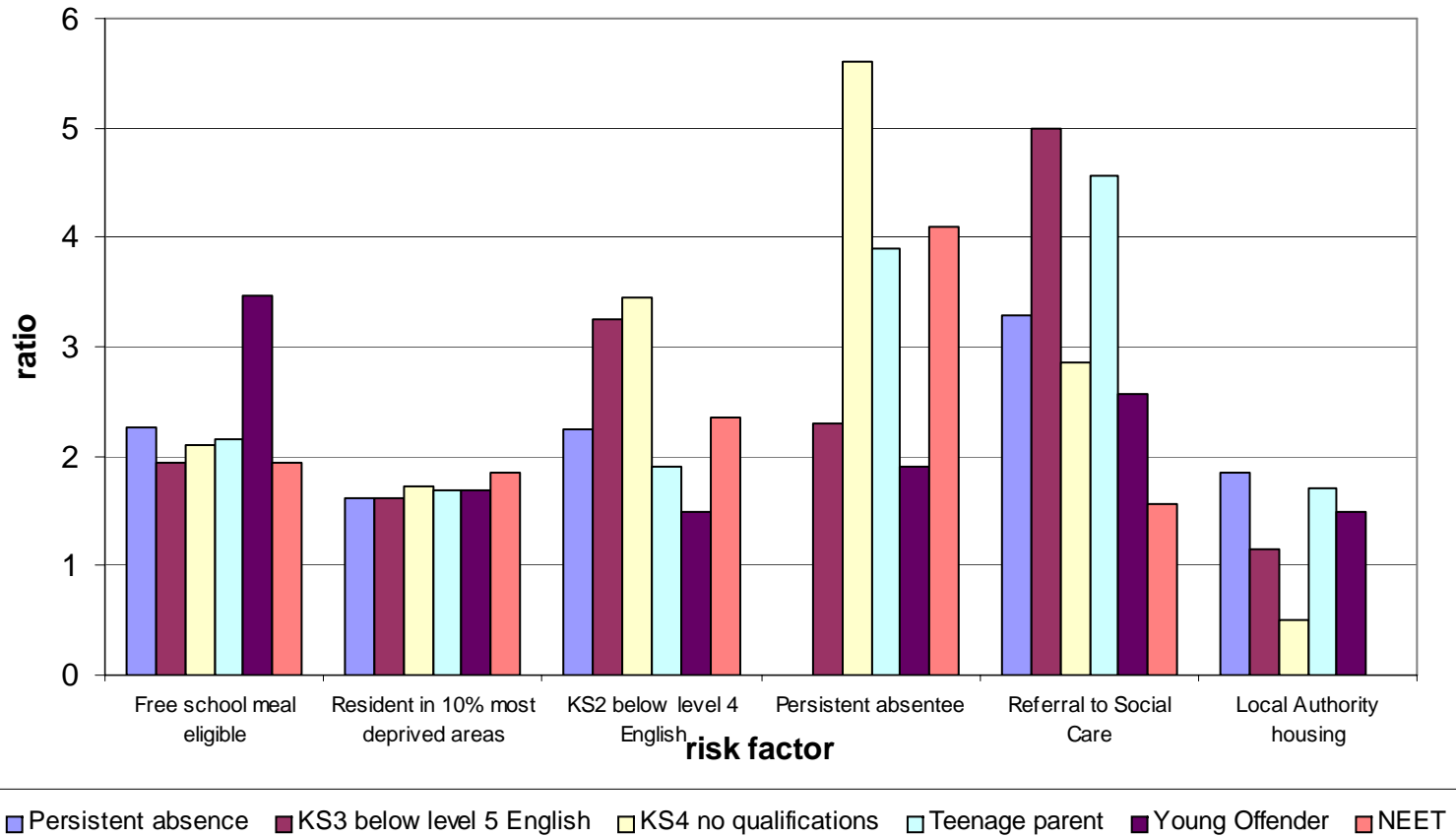
Common Factors

- Free school meal eligibility
- Residence in deprived areas
- ACORN geodemographic data
- School attendance
- Exclusions from school
- Previous attainment
- Referrals to Social Care
- Residence in Local Authority housing
- Ethnicity
- Special Education Needs



Common factors analysis

The ratio of the proportion of each poor outcome experiencing each risk factor to the proportion of all children experiencing the risk factor (i.e. value of 2 means young people with that risk factor are twice as likely to have poor outcome)





Common factors: Some other key facts

- A third of persistent absentees were young offenders, 10% achieved 5+ A*-C (inc. English and maths), half did not achieve level 4 at KS2, a quarter had been referred to Social Care
- Half of referrals to Social Care and 61% of LAC are in 10% most deprived areas
- A third of young offenders and half of NEET did not achieve level 4 in KS2
- A third of teenage parents had been referred to Social Care, 39% were PA in the year before referral for teenage parenthood



Combination of factors

- 4 factors – referral to Social Care, eligible for FSM, below level 4 in Key Stage 2, resident in local authority housing

	Key Stage 3 outcomes	
	% not achieving level 5	% of those not achieving level 5
One or more risk factors	61	87
All four risk factors	97	4



Conclusions

- There is significant cross-over between cohorts experiencing poor outcomes
- Key risk factors are related to poverty
- Key indicators of future risk:
 - Attendance
 - Attainment in primary school
 - Involvement of services i.e. Social Care, Housing
- Once a young person is on the path to poor outcomes it is difficult to escape



Next steps – using the findings

- Project Board
 - Recommendations
- Engaging partnership:
 - Session with wider partnership
 - Disseminating analysis
- Informing the CYPP:
 - New emphasis, priorities and strategies in CYPP
- Continuing the research:
 - Next phase to look at improving processes for early identification of risk – assessment and data